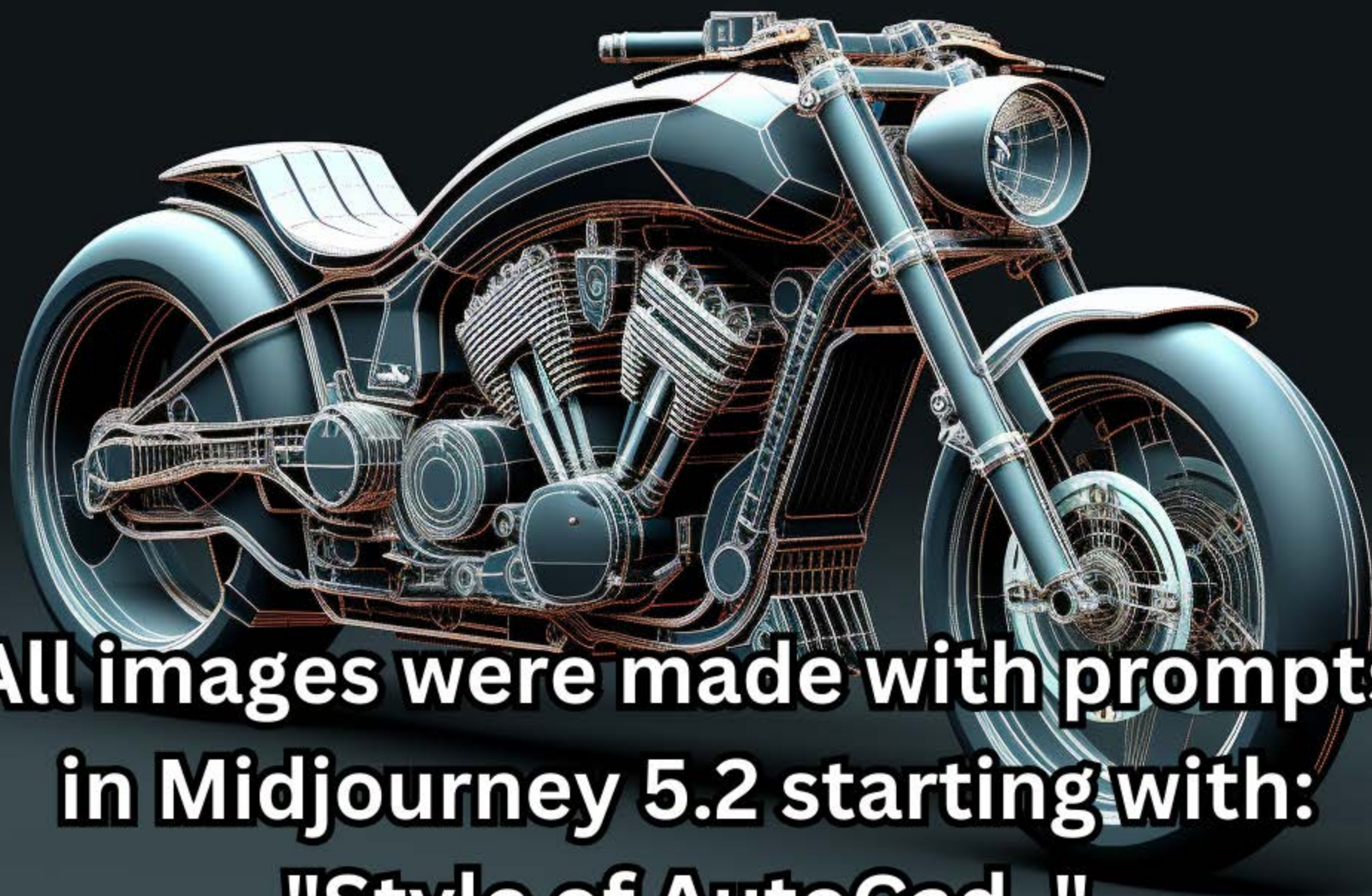




**.style//GUIDE**  
**ep.59: AutoCad**



**All images were made with prompts  
in Midjourney 5.2 starting with:  
"Style of AutoCad, "  
you can also specify "wireframe",  
"cutaway", "render" etc**

How these style guides work:

These guides are centered around styles.

In order to keep the style dominant, I use very simple prompts like:

"a man"

"a dog"

"a car"

"a house"

one exception: "an arcology"

**DON'T BE SHY, POST YOUR OWN  
CREATIONS IN COMMENTS FUN AND  
EXPOSURE! I NEVER MIND!**


**Post your own creations below in  
comments for fun and exposure!**

**I also take requests!**













































Asset Manager

Scene: [Name]

Properties

Position: [X, Y, Z]

Rotation: [X, Y, Z]

Scale: [X, Y, Z]

Material: [Name]

Texture: [Name]

Color: [R, G, B]

Opacity: [Value]

Visibility: [On/Off]

Parent: [Name]

Children: [List]

Transform: [Matrix]

Render: [Settings]

Physics: [Settings]

Animation: [Settings]

Audio: [Settings]

Light: [Settings]

Camera: [Settings]

UI: [Settings]

Help: [Link]





































### Project Overview

1. Introduction

2. Objectives

3. Scope

4. Stakeholders

5. Deliverables

6. Risks

7. Assumptions

8. Dependencies

9. Milestones

10. Summary

11. Conclusion

12. Appendix

13. Glossary

14. References

15. Contact Information

16. Revision History

17. Approval

18. Sign-off

19. Final Review

20. Project Close





