



Leonardo2.style//GUIDE

ep.04: Roald Dahl



All images were made with prompts in LeonardoDiffusion XL (SDXL) Alchemy2 starting with: "Style of Roald Dahl,"

Hi! I'm Leo!

These guides are centered around styles.

In order to keep the style dominant, I use short, simple prompts, with my standard set being:

"a man"

"a woman"

"a dog"

"a cat"

"a cyborg"

"an alien"

"a monster"

"a car"

"a motorcycle"

"a house"

"a landscape"

"an arcology"



Make sure to “dress” your styles.

What? Add descriptors. Examples include:

Mood: happy, joyous, sad, frightened, terrified

Lighting: dark, intense, varied, chiaroscuro, diffuse

Medium: photograph, illustration, anime, painting

Camera: Canon EOS Mark5D, iPhone, GoPro, Polaroid

Composition: Skewed, centered, off-center



REPOSTME 

**Post your own image generations or tips
below in comments, for fun and exposure!**

I also take style requests!









Ryo19

© 2019 Ryo19











© 2018 [unreadable] [unreadable]

The
Road
of Dahl




A ROALD DAHL VAMPIRE

ROALD DAHL



Small text at the bottom of the page, likely a copyright notice or publisher information.






























Adm

and still







Shirley Pearl







The ^{Front} House J. F. Rode & D. Deibel


























Handwritten signature and text in the bottom right corner.

















Handwritten signature or text in the bottom right corner.